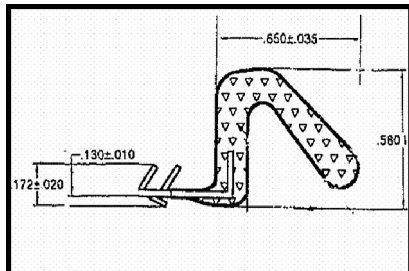


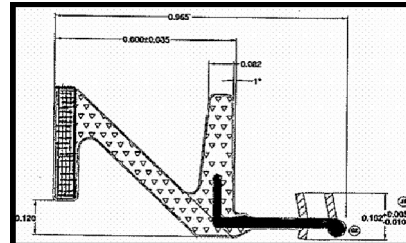
# **WEATHERSTRIP & DOOR SEALS**

# WEATHERSTRIP/DOOR SEALS

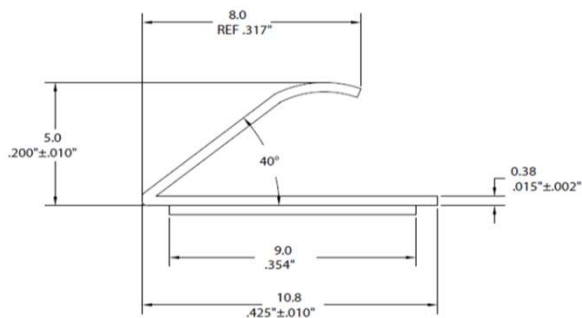
**EB650 COMPRESSION**



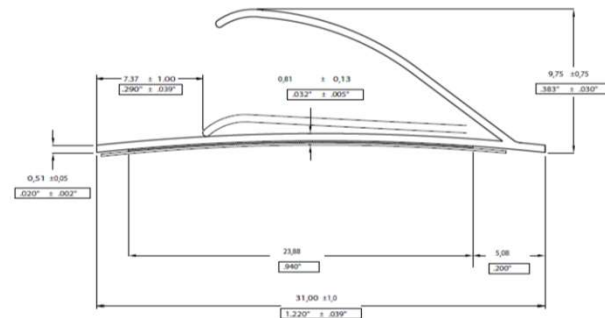
**PH2 MAGNETIC**



**PF 512 SECONDARY SEAL**



**PF 512 SECONDARY SEAL**



**TPE MAGNETIC SEAL**



**TPE COMPRESSION SEAL**



## FEATURES

- Magnetic seal is pulled to the door for a tight seal
- Opaque formulation prevents light from shining through
- UV resistance thermo-plastic and thermo-rubber compound
- Stable over a wide range of temperatures (will not shrink)

# WEATHERSTRIP/DOOR SEALS

---

## EB 650 COMPRESSION

Colour	Size	Part#			
White	83"	WSEB65083W			
Black	83"	WSEB65083B			
White	97"	WSEB65097W			
Black	97"	WSEB65097B			

## PH2 MAGNETIC

Colour	Size	Part#			
White	37"	WSPH2MAG37W			
Black	37"	WSPH2MAG37B			
Colour	Size	Part#			
White	83"	WSPH2MAG83W			
Black	83"	WSPH2MAG83B			
White	97"	WSPH2MAG97W			
Black	97"	WSPH2MAG97B			

## PF 512 SECONDARY SEAL

Colour	Size	Part#			
White	84"	WSPF512WHT			
Black	84"	WSPF512BLK			

## PF 524 SECONDARY SEAL

Colour	Size	Part#			
White	84"	WSPF524WHT			
Black	84"	WSPF524BLK			

## TPE MAGNETIC

Colour	Size	Part#			
White	37"	WSMAGTPEWH37			
White	81"	WSMAGTPEWH81			

## TPE COMPRESSION

Colour	Size	Part#			
White	81"	WSCOMTPEWH81			

# WEATHERSTRIP/DOOR SEALS

---

## CORNER SEALS

Description	Part#			
Hinge Side	CSHS			
Lock Side	CSLS			
Description	Part#			
2" Qlon White	CS2WHT			
2" Qlon Black	CS2BLK			
Leading Edge White	CSLEPWHT			
Leading Edge Bronze	CSLEPBR			

## SILL GASKETS

Description	Part#			
4-5/8" Standard	SGSI458			
6-5/8" Standard	SGSI658			
4-5/8" Self Draining	SGSD458			
6-5/8" Self Draining	SGSD658			
4-5/8" Outswing Bumper	SGOB458			
5-5/8" Adjustable Inswing	SGADJ558			
7-13/16" Adjustable Inswing	SGADJ713/16			