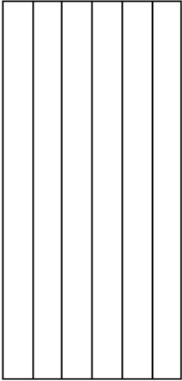


PLANK COLLECTION - CHERRY GRAIN

MASTER PRICE LIST

Effective Aug. 1/2018


WIDE PLANK



STYLE #
C125

DOOR SIZE
35.75" X 79"
41.75" X 79"
35.75" X 83.875"
41.75" X 83.875"
35.75" X 95"
41.75" X 95"

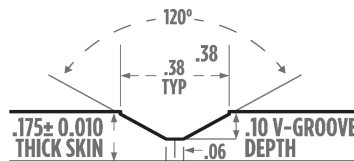
NARROW PLANK



STYLE #
C124

DOOR SIZE
35.75" X 79"
41.75" X 79"
35.75" X 83.875"
41.75" X 83.875"
35.75" X 95"
41.75" X 95"

Add "-CU" to the end of PART# for custom top blocking up to 21" (perfect for custom radius and automatic closures).
See lead sheet for pricing.



CNC for V-Groove
0.175" Skin Thickness